
















XPLORER.ORG.UK

- grass 
- water 
- building 
- woods 
- tarmac / gravel area 
- single tree 
- hedge 
- fence 
- wall 
- rock face 
- path (surfaced) 
- path (unsurfaced) 
- railway 
- post / sign / statue etc 
- bench / picnic bench 

Whitehall Park


Darwen

START & FINISH 

CHALLENGE 1 

CHALLENGE 2 

DO NOT GO INTO

- out of bounds area 
- private land or gardens 