
















XPLORER.ORG.UK

Corporation Park Blackburn.


START & FINISH 

CHALLENGE 1 

CHALLENGE 2 

grass 
 water 
 building 
 woods 
 tarmac / gravel area 
 single tree 
 hedge 
 fence 
 wall 
 rock face 
 path (surfaced) 
 path (unsurfaced) 
 railway 
 post / sign / statue etc 
 bench / picnic bench 

DO NOT GO INTO

out of bounds area 
 private land or gardens 